

## Model order reduction with Krylov subspaces of exterior acoustic BEM systems

Dionysios PANAGIOTOPOULOS<sup>(1),(2)\*</sup>, Elke DECKERS<sup>(1),(2)</sup>, Wim DESMET<sup>(1),(2)</sup>

<sup>(1)</sup>Mechanical engineering department, KU Leuven

<sup>(2)</sup>DMMS lab, Flanders Make

### Abstract

Numerical modelling with the Boundary Element Method is often hindered due to the excessive computational cost at higher frequencies. In that context, a suitable model order reduction scheme is proposed to alleviate the computational cost needed for a BE fast frequency sweep acoustic analysis. First, the method utilizes a kernel series expansion to remove the frequency dependency from the BEM system matrices. Subsequently, a Galerkin projection is deployed on the frequency independent matrices to reduce the size of the system. The basis employed in the Galerkin projection is assembled by the Krylov subspaces obtained through an Arnoldi procedure of the BEM system on a predefined frequency grid and is augmented to enable the CHIEF method extension. The use of Krylov subspaces facilitates the definition of an error estimator that indicates the level of the error expected by the projection of the system. The efficiency of the model order reduction scheme is validated on a test case.

Keywords: Model Order Reduction, BEM, Krylov subspaces recycling, Arnoldi, error estimator

### 1 INTRODUCTION

The Boundary Element Method [3] constitutes a widely used numerical tool in acoustic analyses. Nevertheless, the computational cost accompanying the deployment of the method renders often frequency sweep analyses highly inefficient. The method can be partitioned into two distinct operations, namely i) the assembly of the system matrix and ii) the solution of the linear system of equations. In contrast with the Finite Element Method, the system matrix is fully populated, frequency dependent and in general, it does not feature any properties such as positive definiteness [10]. Consequently, regarding a frequency sweep analysis, the BEM necessitates assembling and solving a system of equations for each frequency for which acoustic response is desired separately.

In that context, several techniques to speed-up the calculation of acoustic response with BEM have been developed. The most established arise from the combination of the Fast Multiple Method [4] and the  $H$ -matrix [5] with BEM. Although these techniques offer substantial acceleration, they still necessitate the assembly and solution of the system for each frequency under consideration. In that respect, several techniques have emerged as well that aim at simplifying the multi-frequency BEM calculations by avoiding to assemble the system for each frequency. These techniques employ approximation methods such as the discrete form interpolation method [7] or Taylor expansion for the approximation of the Green's function [16]. Nevertheless, the effect of these techniques is on the one hand only limited to the assembly procedure, which is often the less computational demanding part, and on the other hand they are often accompanied by a higher memory consumption which can be proven critical in BEM calculations. A technique that alleviates the computational cost associated with both procedures of BEM was developed by Lefteriu et al. [8], where a frequency interpolation approach is combined with a dedicated Well-Conditioned Asymptotic Waveform Evaluation [15] technique for BEM. However, the induced accelerations are only deployed sequentially, and thus the system matrix is first assembled and then projected to a moment-matching basis, the calculation of which might also be a cumbersome procedure.

\*Dionysios.Panagiotopoulos@kuleuven.be

In this work, a novel technique for model order reduction in Boundary Element frequency sweep simulations is introduced. The proposed technique is based upon the off-line Galerkin projection of the BEM system on a basis created by an appropriate combination of Proper Orthogonal Decomposition [9] and Krylov subspaces [2]. Specifically, the employed projection basis construction is inspired through the Krylov subspaces recycling [12], in which the Krylov subspaces produced for the  $j^{\text{th}}$  system of a set of slowly varying systems are utilised as part of the projection subspaces of the  $(j+1)^{\text{st}}$  system. In detail, the subspaces that describe the approximated eigenvectors (i.e. Ritz vectors) of the  $j^{\text{th}}$  system attempt to describe as well the Ritz vectors of the  $(j+1)^{\text{st}}$  system. Analogously, in this work the projection basis is constructed by accumulating and orthogonalizing the Krylov subspaces of BEM systems on a predefined frequency grid. CHIEF overdetermination [14] of the system is enabled by appropriately augmenting the basis.

Furthermore, the projection is conducted in an off-line fashion. After the basis is acquired, a Taylor expansion of the frequency coupled Green's function kernel is leveraged to approximate the BEM system as a series of frequency independent matrices. These matrices are assembled and projected gradually with respect to each power of the series, in order to ensure that the memory requirements do not exceed those of a single BEM system. After the projection of all matrices of the series, the system at all frequencies is described by a series of frequency independent matrices that scale with the order of the projection basis. Employing a second more elaborated reduced model, an error estimator for the first model is also defined.

The work in this paper constitutes an extension of the method presented in [11] and it is structured as follows. In section 2 the BEM system of equations is derived and formulated as a series of frequency-decoupled matrices by an appropriate Taylor expansion. Next, in section 3 a Galerkin projection is deployed in the context of the Series Expansion BEM, the projection basis construction procedure is elaborated and an error estimator is defined. In section 4 the computational gain that is offered for a benchmark model of acoustic simulations is presented. Finally, the paper is concluded in section 5.

## 2 BOUNDARY ELEMENT METHOD FORMULATION WITH A SERIES EXPANSION

In this section a direct boundary element formulation is derived through a collocational approach. Subsequently, employing a Taylor expansion, a Series Expansion BEM (SEBEM) is presented.

### 2.1 BEM formulation

The representation formula (1) upon which BEM is based can be derived from the well-known homogeneous Helmholtz equation and is given as follows:

$$c(\mathbf{y})p(\mathbf{y}) + \int_{\Gamma_{tot}} \frac{\partial G(\mathbf{x}, \mathbf{y})}{\partial \mathbf{n}(\mathbf{x})} p(\mathbf{x}) d\Gamma_{tot}(\mathbf{x}) = j\rho_0\omega \int_{\Gamma_{tot}} G(\mathbf{x}, \mathbf{y}) u_n(\mathbf{x}) d\Gamma_{tot}(\mathbf{x}), \quad \mathbf{y} \in \Omega_{tot}, \quad \mathbf{x} \in \Gamma_{tot}. \quad (1)$$

It expresses the pressure at any location of the domain  $\Omega_{tot}$  in terms of the values of acoustic pressure  $p$  and fluid velocity normal to the surface  $u_n$  at all boundaries  $\Gamma_{tot}$  of a given geometry. In detail, in (1)  $\omega = 2\pi f$  is the angular velocity,  $\rho_0$  is the density of the fluid,  $\mathbf{x}, \mathbf{y}$  are position vectors and  $u_n(\mathbf{x})$  is the normal vector pointing outside of the domain of interest (exterior, interior). The participation factor  $c(\mathbf{y})$  is considered as the exterior solid angle at  $\mathbf{y}$  and determines to what extent the specific position lies in the domain of interest. Furthermore, the integrals in the left hand-side of (1) are the single layer potentials while in the right hand-side the integrals represent the double layer potentials. Additionally,  $G(\mathbf{x}, \mathbf{y})$  represents the Green's function relating any two points of the domain  $\Omega_{tot}$  and is defined as:

$$G(\mathbf{x}, \mathbf{y}) = \frac{1}{4\pi} \frac{e^{-jkr(\mathbf{x}, \mathbf{y})}}{r(\mathbf{x}, \mathbf{y})}, \quad (2)$$

where  $r(\mathbf{x}, \mathbf{y})$  is the Euclidean distance between two locations of the domain,  $k = \frac{\omega}{c_0}$  is the wavenumber and  $c_0$  the speed of sound in the fluid.

Discretizing the boundary  $\Gamma_{tot}$  by a number of elements  $N$ , the integrals are transformed to element integrals that are simpler to calculate. Collocating position vector  $\mathbf{y}$  on the different nodes of the geometry, a system of equations is obtained relating the acoustic pressures  $p$  with the normal fluid velocities  $u_n$  on the boundary by  $\mathbf{G}, \mathbf{H} \in \mathbb{C}^{N \times N}$  as follows:

$$\mathbf{H}\mathbf{p} = \mathbf{G}\mathbf{u}_n. \quad (3)$$

Appending the boundary conditions of the problem, expression (3) is transformed to a well-determined linear system of equations:

$$\mathbf{A}(f)\mathbf{z}(f) = \mathbf{b}(f), \quad (4)$$

where  $\mathbf{A} \in \mathbb{C}^{N \times N}$ . As denoted in (4), the defined linear system involves a frequency-dependency and thus, it needs to be assembled and solved for each frequency line under consideration.

## 2.2 Series Expansion BEM

The Series Expansion BEM (SEBEM) is based on the Taylor expansion of the Green's function (2) to convert the frequency coupled part  $e^{-jkr}$  into a power series with frequency-independent coefficients. By utilizing series expansion to approximate the Green's function, the frequency dependency previously lying in the kernel of the single and double layer potentials of equation (1) is now removed as demonstrated by:

$$\int G(\mathbf{x}, \mathbf{y}) dr = \frac{1}{4\pi} \int \frac{e^{-jkr}}{r} dr = \frac{1}{4\pi} \sum_{m=0}^{M_{max}} \frac{(k-k_0)^m}{m!} \int \frac{e^{-jk_0 r}}{r} (-jr)^m dr, \quad (5)$$

for the single layer potential, where  $k_0$  is the wavenumber corresponding to the frequency at which the Taylor expansion is performed and  $M_{max}$  the order of the expansion. Thus, although a different kernel is involved for each coefficient of the power series, these need to be calculated only once per Taylor expansion and not for each frequency the evaluation of acoustic response is desired. Introducing (5) and the respective expression for the double layer potential in (3) and (4), the system takes the form of:

$$\left( \sum_{m=0}^{M_{max}} \frac{(k-k_0)^m}{m!} \mathbf{G}_m \right) \mathbf{u}_n = \left( \sum_{m=0}^{M_{max}} \frac{(k-k_0)^m}{m!} \mathbf{H}_m \right) \mathbf{p} \quad (6)$$

and:

$$\left( \sum_{m=0}^{M_{max}} \frac{(k-k_0)^m}{m!} \mathbf{A}_m \right) \mathbf{z}(f) = \sum_{m=0}^{M_{max}} \frac{(k-k_0)^m}{m!} \mathbf{b}_m, \quad (7)$$

respectively, where  $\mathbf{G}, \mathbf{H}$  are transformed to polynomial matrices with coefficients  $\mathbf{G}_m, \mathbf{H}_m \in \mathbb{C}^{N \times N}$ .

This procedure becomes cost-efficient in case the number of frequencies of desired acoustic response is greater than the order of the Taylor expansion employed, i.e.  $N_{fmax} > M_{max}$ , which is often the case in frequency sweep analyses. Nevertheless, even in these cases the SEBEM might prove to be more computationally demanding with respect to the storage cost. In fact, it demands the simultaneous storage of  $M_{max}$  square matrices that raises the memory scaling to  $\mathcal{O}(M_{max} \times N^2)$ , while the memory cost with conventional BEM scales with a comparatively moderate  $\mathcal{O}(N^2)$ .

## 3 MODEL ORDER REDUCTION IN THE BOUNDARY ELEMENT METHOD

In this section, the model order reduction of BEM system is illustrated. First, the reduction of the BEM system through a Galerkin projection is elaborated. Subsequently, the projection basis employed for the model reduction is derived and finally, an error estimator for the technique is proposed.

### 3.1 Galerkin projection in SEBEM

Bringing the BEM system into the form of equations (6, 7), offers the benefit that the matrices  $\mathbf{G}_m, \mathbf{H}_m$  are frequency independent and enables the accurate approximation of systems for the whole frequency region the Taylor expansion is valid. Exploiting this benefit, a Galerkin projection is deployed to succeed in the order reduction of the matrix. The Galerkin projection is based on the approximation of the unknown acoustic variables by a linear combination of linearly independent vectors, defined by the column vectors of  $\mathbf{V}_\ell \in \mathbb{C}^{N \times \ell}$ :

$$\mathbf{z} \approx \hat{\mathbf{z}} = \mathbf{V}_\ell \mathbf{z}_\ell. \quad (8)$$

Substituting equation (8) in (4) yields a right multiplication of the system matrix  $\mathbf{A}$ .

Left-multiplying with another projection matrix  $\mathbf{W}^T$ , with  $\mathbf{W} \in \mathbb{C}^{N \times \ell}$ , the system is brought into a square form of dimension  $\ell$  by an oblique projection. Enforcing  $\mathbf{W} = \mathbf{V}_\ell$  an orthogonal or Galerkin projection is obtained. Employing this projection after the assembly of the BEM system coincides with the procedure that is followed by indirect solvers, such as GMRES [13], where different projection matrices are constructed for each system. On the contrary, employing this technique in the SEBEM framework allows for a simultaneous projection of all the systems that are approximated by the Taylor expansion, as follows:

$$\left( \sum_{m=0}^{M_{max}} \frac{(k-k_0)^m}{m!} \mathbf{V}_\ell^* \mathbf{A}_m \mathbf{V}_\ell \right) \mathbf{z}(f) = \sum_{m=0}^{M_{max}} \frac{(k-k_0)^m}{m!} \mathbf{V}_\ell^* \mathbf{b}_m, \quad (9)$$

and is performed after the assembly of the derivative matrices  $\mathbf{A}_m$ . Projecting each derivative matrix right after its assembly, ensures that the memory requirements remain within the limits of the conventional BEM, as the computational cost in terms of memory scales more favourably with  $\mathcal{O}(M_{max} \times \ell^2)$ .

### 3.2 Krylov projection basis

Deploying the Galerkin projection within the BEM framework, requires that an appropriate basis be constructed. The recently presented concept of Krylov subspace recycling [12] provides the respective background to create a representative basis. Specifically, the Krylov subspaces produced for a set of master frequencies  $F = [f_1, f_2, \dots, f_L]$  are recycled for the approximation of the acoustic response in the whole frequency range under consideration. The Krylov subspaces of order  $s$  at a specific frequency  $f_i$  can be generated by the Arnoldi algorithm [1] and are represented as:

$$K_s^{f_i}(\mathbf{A}_{f_i}, \mathbf{b}_{f_i}) = span\{\mathbf{b}_{f_i}, \mathbf{A}_{f_i} \mathbf{b}_{f_i}, \mathbf{A}_{f_i}^2 \mathbf{b}_{f_i}, \dots, \mathbf{A}_{f_i}^{s-1} \mathbf{b}_{f_i}\}. \quad (10)$$

Accumulating the Krylov subspaces for the set of master frequencies, a basis that spans the union of the Krylov subspaces of all master frequencies is constructed as:

$$K_{tot} = span\{K_s^{f_1} \cup K_s^{f_2} \cup \dots \cup K_s^{f_L}\}. \quad (11)$$

Practically, the projection matrix is constructed by accumulating the vectors produced by the Arnoldi algorithm for each master frequency and subsequently, orthogonalizing and truncating through a Singular Value Decomposition procedure for the subspaces of the highest energy. The basis that is finally constructed, proves to be representative enough as it attempts to approximate the response of a system on a given frequency  $f_\xi$  with a subspace doubly enriched. On the one hand, it contains the subspaces of the Ritz vectors of neighbouring frequencies and on the other hand, subspaces of Ritz vectors of multiple frequencies e.g.  $f_\eta = 2f_\xi$ , that provide flexibility to account for the local variations of the surface variables  $p$  and  $u_n$ .

### 3.3 CHIEF method incorporation

In exterior problems simulated with the direct BEM the effect of fictitious resonances is apparent, resulting in instabilities in the yielded frequency responses. This effect is also apparent in combination with the proposed

MOR technique as documented in [11]. To mitigate these instabilities the CHIEF method [14] can be utilized. Nevertheless, deploying the CHIEF method, the system of equations assembled in equation 4 becomes over-terminated. Thus, the Galerkin projection as described in section 3.1 is not possible. Instead, to enable the model order reduction of BEM systems that are augmented with CHIEF points entries  $A_{CH}(f) \in \mathbb{C}^{N \times q}$ , an oblique projection is employed. The basis utilized is augmented by the same subspaces that are defined by the coefficients of  $A_{CH}$  at the master different frequencies as follows:

$$K_{tot} = span\{K_s^{f_1} \cup K_s^{f_2} \cup \dots \cup K_s^{f_L} \cup A_{CH}^{f_1} \cup A_{CH}^{f_2} \dots \cup A_{CH}^{f_L}\}, \quad (12)$$

maintaining  $q$  in low levels to ensure that the basis does not grow significantly in dimensions. The oblique projection is then conducted as follows for each derivative matrix  $\mathbf{A}_m^{CH} \in \mathbb{C}^{(N+q) \times N}$ :

$$\mathbf{A}_{m,red}^{CH} = \begin{bmatrix} \mathbf{V}_{aug}^* & \mathbf{0} \\ \mathbf{0} & \mathbf{I} \end{bmatrix} \begin{bmatrix} \mathbf{A}_m \\ \mathbf{A}_m^{CH} \end{bmatrix} \begin{bmatrix} \mathbf{V}_{aug} \end{bmatrix}. \quad (13)$$

Finally, projecting all the derivative matrices, a power series with coefficients unequally dimensioned matrices  $\mathbf{A}_{m,red}^{CH} \in \mathbb{C}^{(l+q) \times l}$  is obtained.

### 3.4 Error estimator

Krylov subspaces permit also the derivation of an error estimator. This is based on the fact that employing additional subspaces contributes to cover more space related to the approximated eigenvectors of each system. Namely, the new subspace succeeds in describing better and more Ritz vectors for each system.

The relative error is defined as the normalized Euclidean norm of the difference between the true solution  $\mathbf{z}$  and the approximated solution  $\hat{\mathbf{z}}_s$  of the system. Considering a sufficiently higher order of Krylov subspaces, enables the exploitation of the triangle inequality to derive an error estimator as follows:

$$\varepsilon_s = \frac{|\hat{\mathbf{z}}_s - \mathbf{z}|}{|\hat{\mathbf{z}}_s|} = \frac{|\hat{\mathbf{z}}_s - \hat{\mathbf{z}}_{s+t_n} + \hat{\mathbf{z}}_{s+t_n} - \mathbf{z}|}{|\hat{\mathbf{z}}_s|} \leq \frac{|\hat{\mathbf{z}}_s - \hat{\mathbf{z}}_{s+t_n}|}{|\hat{\mathbf{z}}_s|} + \frac{|\mathbf{res}_{s+t_n}|}{|\hat{\mathbf{z}}_s|} \quad (14)$$

Due to the fact that Krylov subspaces of higher order  $s+t_n$  contain the subspaces of lower order  $s$ , the last term of expression (14) can be assumed to be negligible and be truncated. Thus, an error estimator  $\hat{\varepsilon}_s$  is obtained, as follows:

$$\hat{\varepsilon}_s = \frac{|\hat{\mathbf{z}}_s - \hat{\mathbf{z}}_{s+t_n}|}{|\hat{\mathbf{z}}_s|}. \quad (15)$$

The definition of the error estimator implies that two Galerkin projections are necessitated in order to assess the quality of a reduced model. Specifically, the Taylor expansion matrices are projected on the target and on a slightly more detailed basis and the difference of the resulting surface distribution of the acoustic variables serves as a good indication of the true error. As the computational cost of solving a reduced model scales with a function of the reduced order, the total cost induced is still considerably lower than solving the full model.

## 4 NUMERICAL ASSESSMENT

In this section a numerical evaluation of the proposed method is performed by deploying it to the well-known cat's eye benchmark case. The performance of the method is assessed both in terms of accuracy and computational efficiency.

### 4.1 Numerical example

To assess the proposed model reduction technique, the well-documented cat's eye model is utilized [6], as illustrated in Figure 1 and acoustic pressure is evaluated at locations  $R_1 = [-1, -1, -1]$  and  $R_2 = [0.1, 0.1, 0.1]$ .

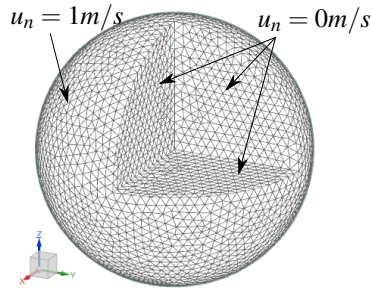


Figure 1. Cat's eye sketch

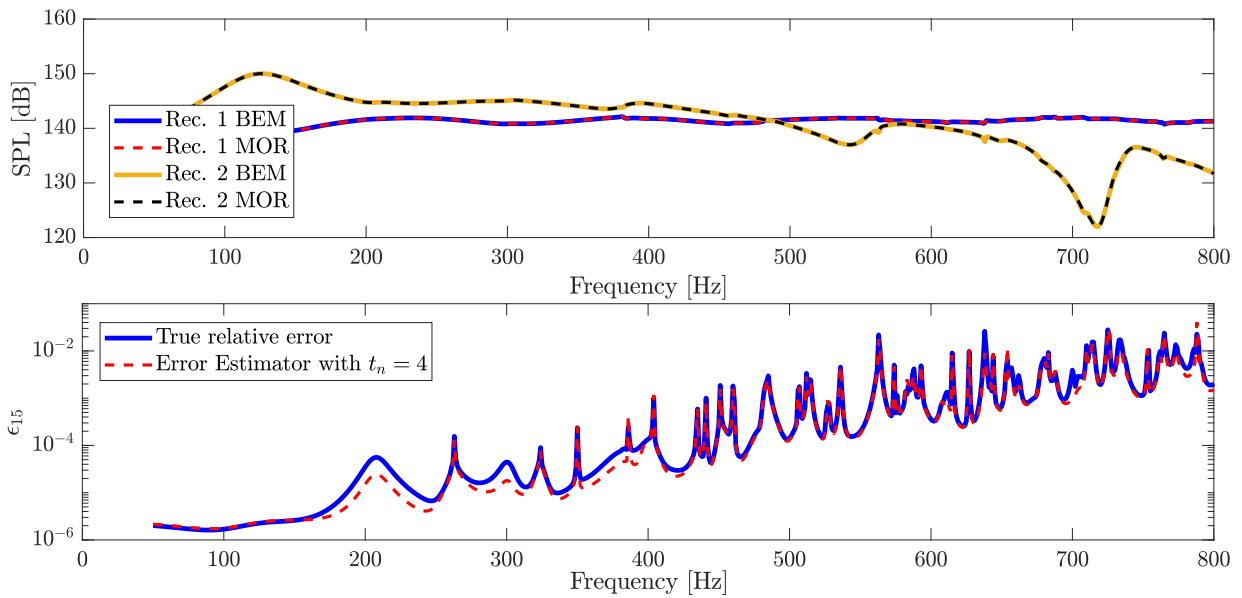


Figure 2. Sound Pressure Level at Rec. 1 and 2 yielded by BEM and MOR; top figure, Relative error and error estimate of surface pressure; bottom figure; Cat's eye model

The model contains 3114 nodes and equal number of degrees of freedom and its validity extends till 800Hz for the requirement of 6 elements per wavelength. Selecting a refined grid of frequencies with increment of 1Hz, the computational requirements employing conventional BEM rise to assembling and solving 751 discrete systems for the range of interest  $F = [50, 800]$ Hz.

On the contrary, employing the proposed technique both the number of required system assemblies is reduced and the solution of each system is accelerated. Specifically, apart from assembling 50 system derivative matrices selecting a Taylor expansion at 400Hz, an additional assembly of 16 system assemblies is required accounting for the master frequencies, which are defined as  $F_{master} = [50, 100, \dots, 750, 800]$ . Thus, the total number of full system assemblies rises to a total of 66 matrices.

The projection basis is assembled by collecting the Krylov subspaces of 15<sup>th</sup> order produced by the system of each master frequency. In order to better describe the solution of the overdetermined systems of equations that are constructed with the CHIEF method to avoid spurious resonances, the subspaces are augmented by the Green's function of a limited number of CHIEF points. Thus, enriching the basis with the subspaces of the CHIEF points' Green's function, the resulting system of equations has dimensions  $305 \times 294$ , approximately

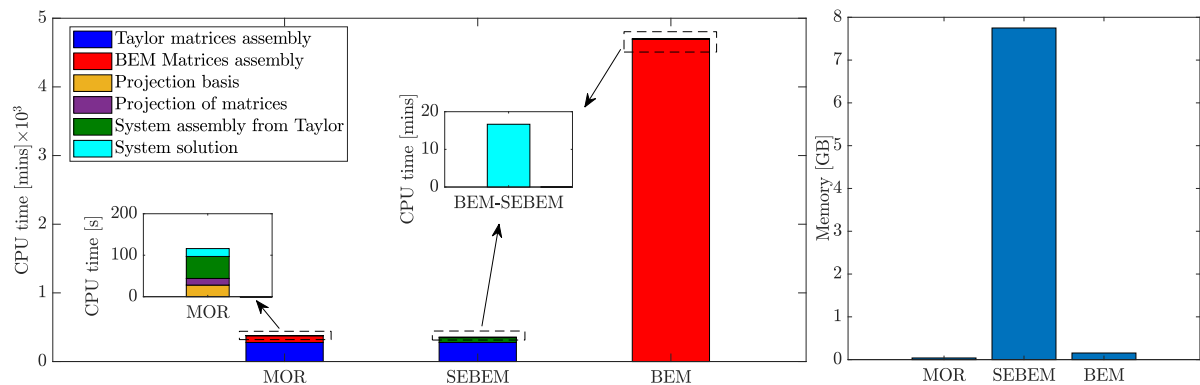


Figure 3. Computational resources comparison measured in CPU time and memory required; Cat’s eye model

10% of the size of the original system.

In Figure 2, it is illustrated that the relative error induced due to the use of the proposed technique is moderate and within acceptable limits. The local increase of the relative errors can be associated with the resonance frequency of the interior cavity. However, due to the addition of the CHIEF points, the respective sound pressure levels are not heavily affected and thus, the resulting sound pressure levels demonstrate the behaviour documented in the literature. The error estimator considering  $t_n = 4$  additional subspaces for each master frequency, observes closely the curve of the true relative error especially for the high frequencies, where increasing the order of the subspaces offers a greater improvement with respect to the coverage to the solution space than in the lower frequencies.

In Figure 3, a comparison of the computational resources required by BEM, SEBEM and the proposed technique (MOR) is performed. Due to the small size of the system, the solution CPU time is negligible in comparison to the assembly time for all three methods and thus, the advantage of accelerating the respective procedure is not pronounced in absolute terms. Due to this fact, the proposed technique necessitates approximately the same CPU time as the SEBEM. Nevertheless in relative terms, comparing the CPU time required for the solution of the system, the MOR technique is more competitive as it scales with one order of magnitude lower than SEBEM and BEM, namely in seconds in comparison to minutes. Finally, in the MOR technique the memory advantage is also apparent, as only the storage of the reduced Taylor matrices is required.

## 5 CONCLUSIONS

In this work, a model order reduction technique for acoustic BEM is presented incorporating the CHIEF method. The proposed method is based on the Taylor expansion of the Green’s function kernel as a frequency decoupling strategy and a Galerkin projection is deployed for the order reduction of the resulting polynomial system. Thus, the proposed technique accelerates both the assembly and the solution of the system without requiring additional memory. The projection basis is assembled leveraging the Krylov subspaces created for systems on a predefined grid of master frequencies. Exploiting the Krylov subspace properties an error estimator is defined to assess the quality of the reduced model. Finally in this paper, after being introduced, the method is analysed in terms of computational cost and validated on the previous documented cat’s eye model.

## ACKNOWLEDGEMENTS

The research of D. Panagiotopoulos is funded by an Early Stage Researcher grant within the European Project PBNv2 Marie Curie Initial Training Network (GA 721615) and the research of E. Deckers by a grant from the

Research Foundation – Flanders (FWO). The Research Fund KU Leuven is also gratefully acknowledged for its support.

## REFERENCES

- [1] W. E. Arnoldi. The principle of minimized iterations in the solution of the matrix eigenvalue problem. *Quarterly of applied mathematics*, 9(1):17–29, 1951.
- [2] Z. Bai. Krylov subspace techniques for reduced-order modeling of large-scale dynamical systems. *Applied numerical mathematics*, 43(1-2):9–44, 2002.
- [3] C. Brebbia and R. Butterfield. Formal equivalence of direct and indirect boundary element methods. *Applied Mathematical Modelling*, 2(2):132 – 134, 1978.
- [4] M. Fischer, U. Gauger, and L. Gaul. A multipole galerkin boundary element method for acoustics. *Engineering analysis with boundary elements*, 28(2):155–162, 2004.
- [5] W. Hackbusch, B. Khoromskij, and S. A. Sauter. On h 2-matrices. In *Lectures on applied mathematics*, pages 9–29. Springer, 2000.
- [6] M. Hornikx, M. Kaltenbacher, and S. Marburg. A platform for benchmark cases in computational acoustics. *Acta Acustica united with Acustica*, 101(4):811–820, 2015.
- [7] S. M. Kirkup and D. Henwood. Methods for speeding up the boundary element solution of acoustic radiation problems. *Journal of vibration and acoustics*, 114(3):374–380, 1992.
- [8] S. Lefteriu, M. S. Lenzi, H. Beriot, M. Tournour, and W. Desmet. Fast frequency sweep method for indirect boundary element models arising in acoustics. *Engineering Analysis with Boundary Elements*, 69:32–45, 2016.
- [9] Y. Liang, W. Lin, H. Lee, S. Lim, K. Lee, and H. Sun. Proper orthogonal decomposition and its applications—part ii: Model reduction for mems dynamical analysis. *Journal of Sound and Vibration*, 256(3):515–532, 2002.
- [10] S. Marburg and B. Nolte. *Computational acoustics of noise propagation in fluids: finite and boundary element methods*, volume 578. Springer, 2008.
- [11] D. Panagiotopoulos, E. Deckers, and W. Desmet. Krylov subspaces recycling based model order reduction for acoustic bem systems and an error estimator. *Computer Methods in Applied Mechanics and Engineering*, (submitted), 2019.
- [12] M. L. Parks, E. De Sturler, G. Mackey, D. D. Johnson, and S. Maiti. Recycling krylov subspaces for sequences of linear systems. *SIAM Journal on Scientific Computing*, 28(5):1651–1674, 2006.
- [13] Y. Saad and M. H. Schultz. Gmres: A generalized minimal residual algorithm for solving nonsymmetric linear systems. *SIAM Journal on scientific and statistical computing*, 7(3):856–869, 1986.
- [14] H. A. Schenck. Improved integral formulation for acoustic radiation problems. *The journal of the acoustical society of America*, 44(1):41–58, 1968.
- [15] R. D. Slone, R. Lee, and J.-F. Lee. Broadband model order reduction of polynomial matrix equations using single-point well-conditioned asymptotic waveform evaluation: derivations and theory. *International Journal for Numerical Methods in Engineering*, 58(15):2325–2342, 2003.
- [16] Z. Wang, Z. Zhao, Z. Liu, and Q. Huang. A method for multi-frequency calculation of boundary integral equation in acoustics based on series expansion. *Applied Acoustics*, 70(3):459–468, 2009.